

Signify Classified - Internal
Cooper Lighting Solutions Photometric Lab
1121 Highway 74 South
Peachtree City, GA 30269



Scaled data based on original data using
LM-79-08 Approved Method: Electrical and Photometric Measurements of Solid-
State Lighting Products

Test Report Prepared for
Cooper Lighting Solutions
(formerly Eaton)

Brand: INVUE

Report Number: P868781

Luminaire Tested: **EMM2-HSN-SA1A-740-U-T1**

Issue Date: 08/22/2024

Test Information

Test Method: LM-79-08
Report Number: P868781
Test Lab: INNOVATION CENTER(G3)
Issue Date: 08/22/2024
Manufacturer: COOPER LIGHTING SOLUTIONS (FORMERLY EATON)
Product Line: INVUE
Catalog Number: EMM2-HSN-SA1A-740-U-T1
Description: EPIC MODERN SHORT HOUSING DISCRETE LED ARRAYS 40W 70CRI 4000K
FIXTURE w/ TYPE 1 DISTRIBUTION OPTIC
Light Source: (10) 4000K CCT, 70 CRI LEDS
Ballast/Driver: ELECTRONIC DRIVER

Summary

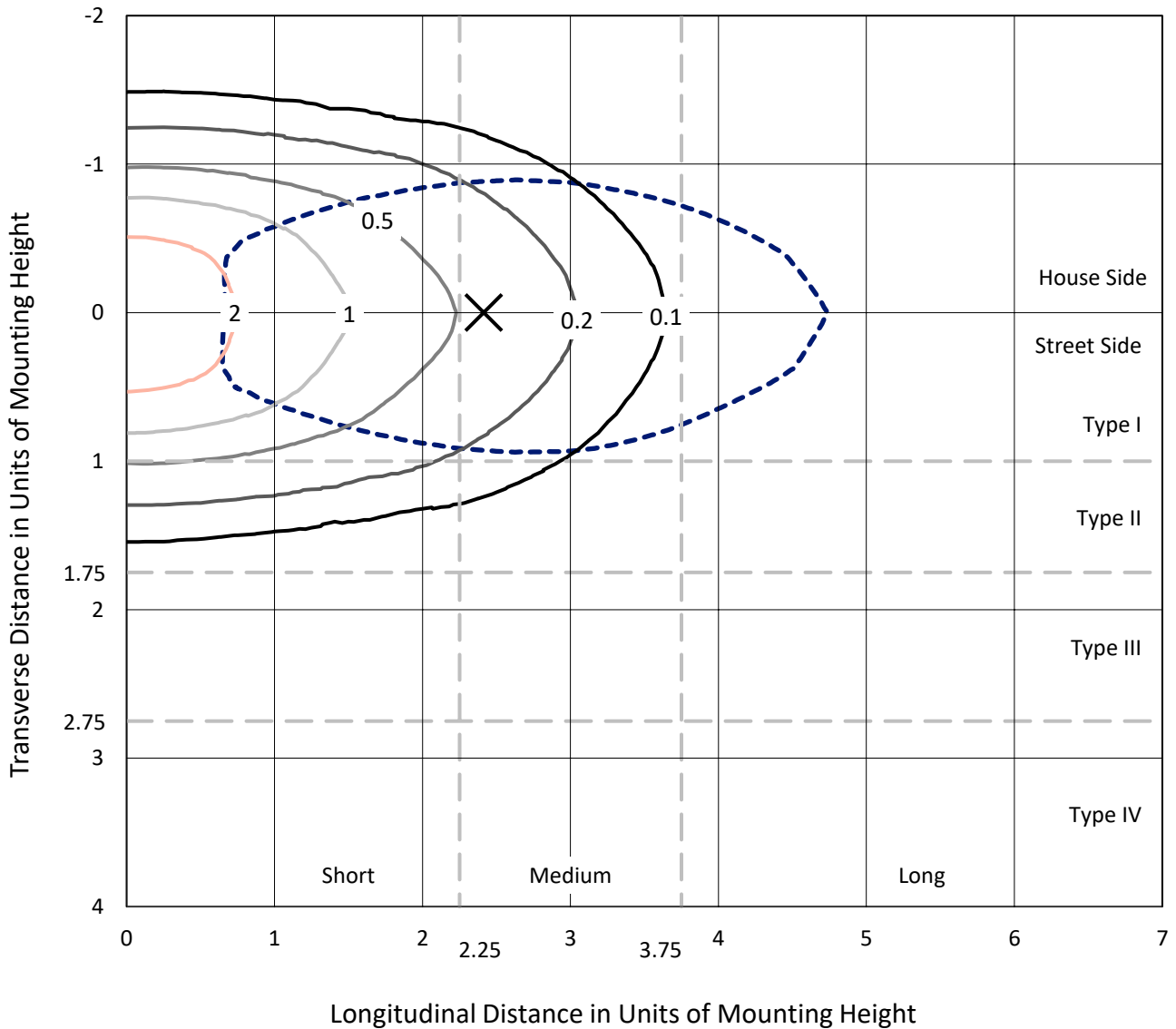
Lumens per Lamp: N/A
Luminaire Lumens: 5146 lumens
Efficiency: N/A
Efficacy: 156.9 lumens/watt
Luminous Opening: Rectangular (W 0.33' x L: 0.33' x H: 0')
IES Classification: Type I - Short
BUG Rating: B2 - U0 - G2

Input Watts (W): 32.8
Input Voltage (V): 120
Input Current (A_{in}): NR
Voltage Rise (V): NR
Power Factor: 0.99
Total Harmonic Distortion (THDi): 9.76%
Frequency (hertz): 60
Stabilization Time: NR
Operation Time: NR
Ambient Temperature (°C): NR
Test Distance: 24 FT

REPORT NUMBER: P868781
 CATALOG NUMBER: EMM2-HSN-SA1A-740-U-T1

Iso-Footcandle Lines of Horizontal Illumination

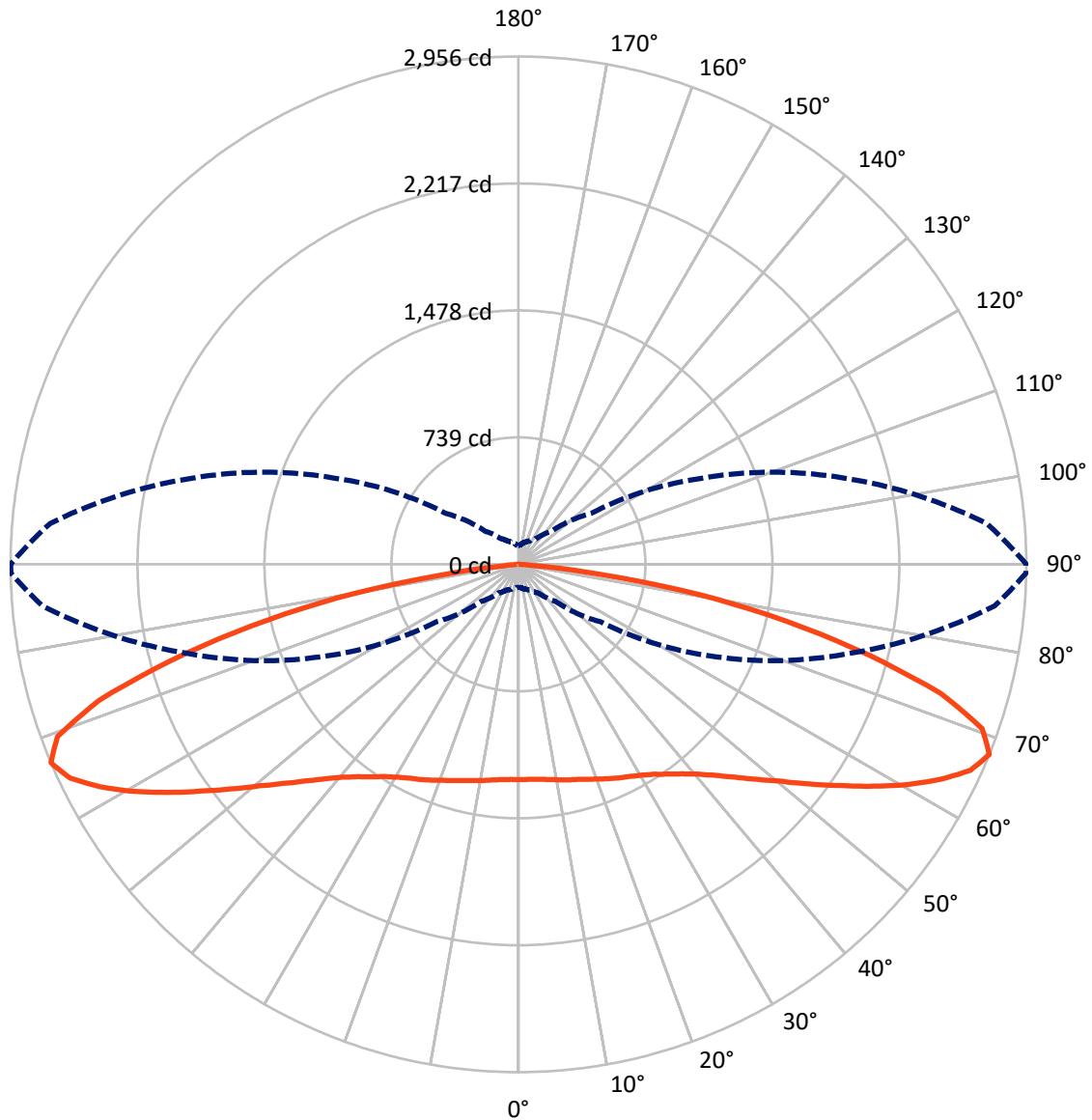
× Max cd
 - - - 1/2 Max cd



Based on 20 foot mounting height. Maximum calculated value = 3.1 fc
 Type I - Short - N/A

REPORT NUMBER: P868781
CATALOG NUMBER: EMM2-HSN-SA1A-740-U-T1

Luminous Intensity Polar Plot



— Vertical Plane Through 90-Deg Lateral - - - Horizontal Cone Through 67.5-Deg Vertical

REPORT NUMBER: P868781
 CATALOG NUMBER: EMM2-HSN-SA1A-740-U-T1

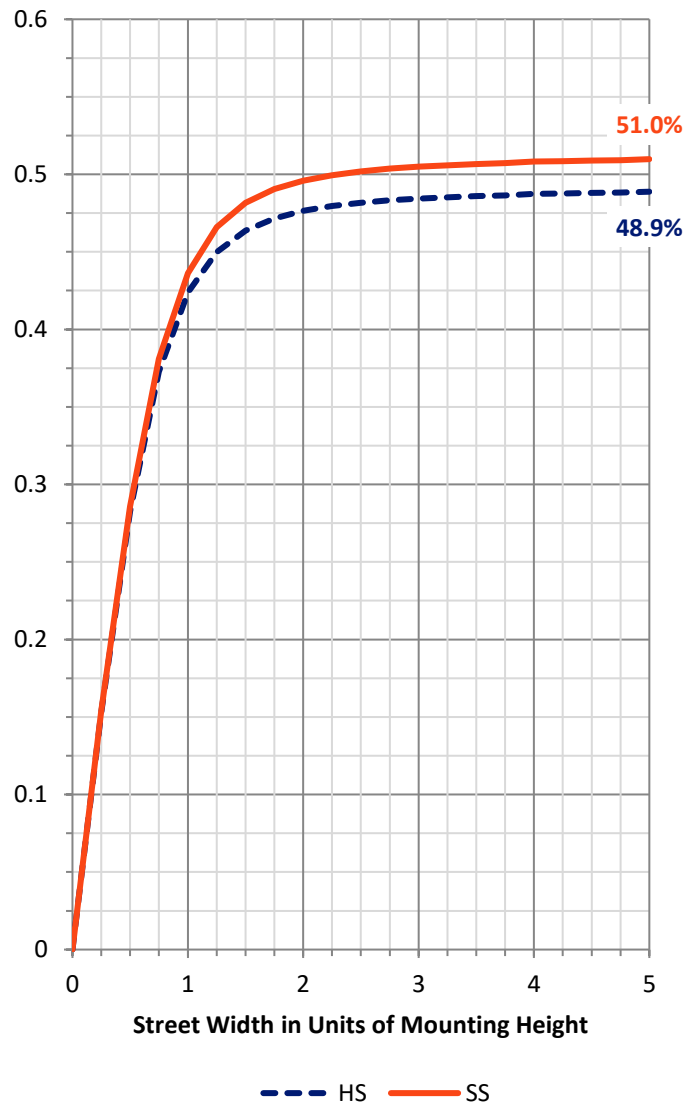
FLUX DISTRIBUTION:

		Downward	Upward	Total
House Side	Lumens	2527.3	0.0	2527.3
	% Fixture	49.1	0.0	49.1
Street Side	Lumens	2618.7	0.0	2618.7
	% Fixture	50.9	0.0	50.9
Total	Lumens	5146.0	0.0	5146.0
	% Fixture	100.0	0.0	100.0

Coefficient of Utilization

ZONAL LUMENS:

Zone	Lumens	% Fixture
0°-10°	120.2	2.3
10°-20°	361.1	7.0
20°-30°	597.6	11.6
30°-40°	792.4	15.4
40°-50°	893.4	17.4
50°-60°	915.9	17.8
60°-70°	865.1	16.8
70°-80°	530.8	10.3
80°-90°	69.5	1.3
90°-100°	0.0	0.0
100°-110°	0.0	0.0
110°-120°	0.0	0.0
120°-130°	0.0	0.0
130°-140°	0.0	0.0
140°-150°	0.0	0.0
150°-160°	0.0	0.0
160°-170°	0.0	0.0
170°-180°	0.0	0.0
0°-90°	5146.0	100.0
0°-180°	5146.0	100.0



REPORT NUMBER: P868781

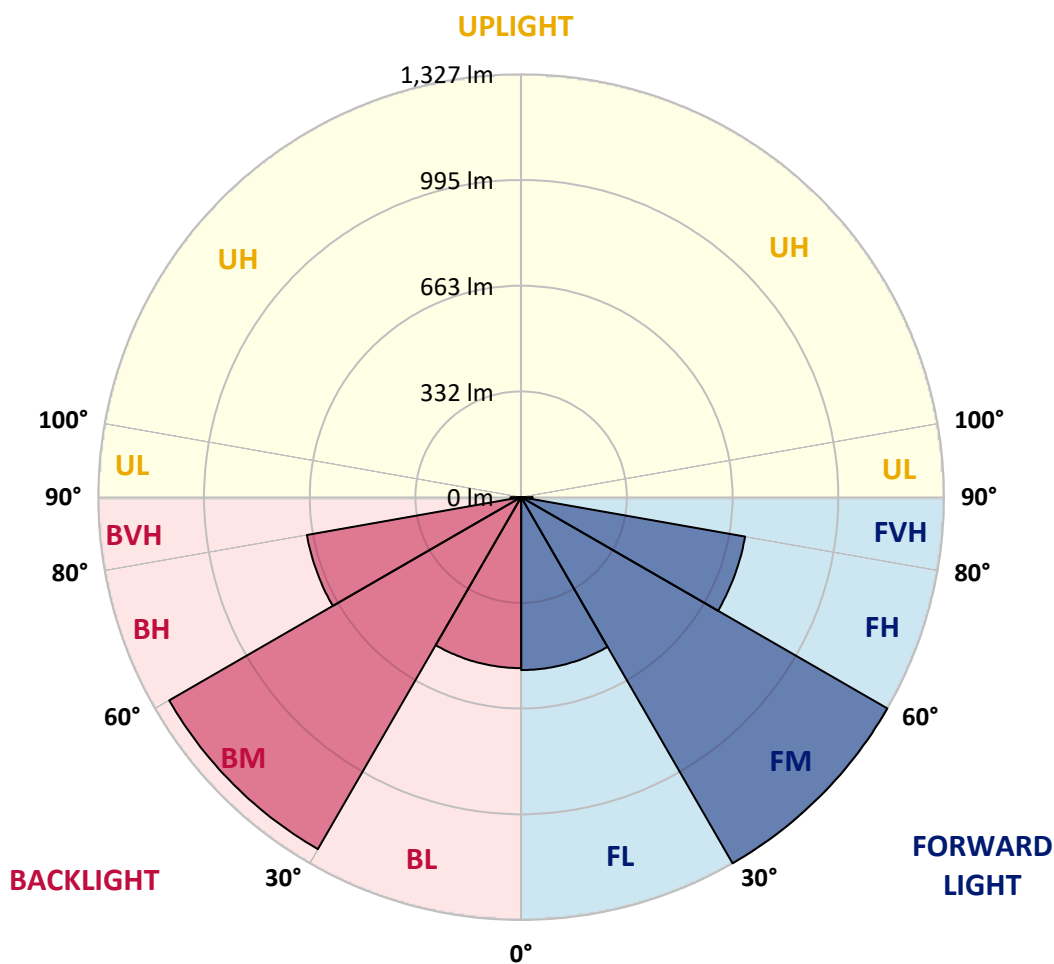
CATALOG NUMBER: EMM2-HSN-SA1A-740-U-T1

LUMINAIRE CLASSIFICATION SYSTEM LUMEN TABLE AND BUG RATING:

Zone	Lumens	% Fixture	Zone Rating/Lumen Limit		
			B	U	G
FL (0°-30°)	542.5	10.5			
FM (30°-60°)	1326.6	25.8			
FH (60°-80°)	713.4	13.9			G1/1800
FVH (80°-90°)	36.2	0.7			G1/100
BL (0°-30°)	536.3	10.4	B2/1000		
BM (30°-60°)	1275.2	24.8	B2/2500		
BH (60°-80°)	682.5	13.3	B2/1000		G2/1000
BVH (80°-90°)	33.3	0.6			G1/100
UL (90°-100°)	0.0	0.0		U0/0	
UH (100°-180°)	0.0	0.0		U0/0	

BUG Rating: B2-U0-G2

Type I Short





REPORT NUMBER: P868781
 CATALOG NUMBER: EMM2-HSN-SA1A-740-U-T1

CANDELA DISTRIBUTION (FULL):

	0°	5°	15°	25°	35°	45°	55°	65°	75°	85°	89°
0°	1253.8	1253.8	1253.8	1253.8	1253.8	1253.8	1253.8	1253.8	1253.8	1253.8	1253.8
2.5°	1258.7	1258.7	1255.8	1250.8	1249.8	1250.8	1256.8	1253.8	1253.8	1254.8	1253.8
5°	1258.7	1258.7	1256.8	1251.8	1251.8	1251.8	1258.7	1255.8	1256.8	1257.8	1257.8
7.5°	1260.7	1260.7	1258.7	1254.8	1254.8	1254.8	1264.7	1262.7	1262.7	1265.7	1263.7
10°	1265.7	1263.7	1261.7	1262.7	1259.7	1264.7	1269.6	1270.6	1274.5	1276.5	1275.5
12.5°	1265.7	1263.7	1258.7	1264.7	1264.7	1271.6	1278.5	1282.5	1287.4	1287.4	1287.4
15°	1259.7	1257.8	1253.8	1263.7	1267.6	1276.5	1286.4	1292.3	1301.2	1301.2	1300.2
17.5°	1252.8	1249.8	1247.9	1262.7	1271.6	1283.4	1298.3	1306.2	1316.0	1317.0	1315.1
20°	1240.0	1239.0	1240.0	1259.7	1275.5	1292.3	1310.1	1321.0	1333.8	1337.8	1334.8
22.5°	1226.1	1226.1	1230.1	1256.8	1281.5	1304.2	1327.9	1341.7	1354.6	1358.5	1354.6
25°	1207.4	1207.4	1215.3	1246.9	1283.4	1317.0	1344.7	1363.5	1375.3	1379.3	1377.3
27.5°	1178.7	1178.7	1187.6	1227.1	1277.5	1326.9	1362.5	1384.2	1397.1	1401.0	1399.0
30°	1138.2	1136.2	1148.1	1197.5	1266.6	1337.8	1383.2	1406.0	1422.8	1425.7	1422.8
32.5°	1074.0	1076.9	1094.7	1157.0	1248.9	1344.7	1407.9	1434.6	1453.4	1459.3	1457.3
35°	995.9	1000.9	1025.6	1105.6	1215.3	1343.7	1433.6	1466.2	1490.9	1498.8	1497.8
37.5°	903.1	910.0	940.6	1034.5	1164.9	1328.9	1457.3	1501.8	1534.4	1544.3	1546.3
40°	801.3	808.2	847.7	951.5	1096.7	1294.3	1471.2	1542.3	1585.8	1605.5	1608.5
42.5°	693.6	705.4	752.9	853.7	1014.7	1239.0	1471.2	1581.8	1635.2	1671.7	1674.7
45°	589.8	599.7	657.0	755.8	926.8	1167.8	1454.4	1621.3	1702.4	1765.6	1763.6
47.5°	499.9	502.9	555.3	655.1	829.0	1086.8	1419.8	1656.9	1773.5	1857.5	1875.3
50°	407.1	414.0	458.4	557.2	729.2	997.9	1361.5	1679.6	1846.6	1974.1	1996.8
52.5°	341.9	342.8	376.4	467.3	625.4	890.2	1291.3	1685.6	1916.8	2100.5	2128.2
55°	278.6	283.6	312.2	380.4	525.6	784.5	1200.4	1676.7	1981.0	2223.0	2274.4
57.5°	239.1	240.1	260.8	315.2	443.6	671.9	1099.7	1647.0	2034.3	2358.4	2423.6
60°	205.5	205.5	221.3	262.8	358.7	562.2	981.1	1594.7	2064.0	2503.6	2598.5
62.5°	178.8	179.8	193.7	224.3	298.4	464.4	850.7	1512.7	2074.8	2643.9	2752.6
65°	162.0	163.0	170.9	191.7	246.0	377.4	717.3	1412.9	2060.0	2748.7	2890.0
67.5°	134.4	135.4	149.2	165.0	204.5	303.3	582.9	1274.5	1999.8	2781.3	2954.2
70°	102.8	105.7	124.5	141.3	169.9	242.1	447.6	1091.8	1855.5	2670.6	2848.5
72.5°	86.0	86.9	100.8	119.6	142.3	189.7	339.9	859.6	1636.2	2385.1	2582.7
75°	75.1	76.1	84.0	100.8	118.6	152.2	236.1	593.8	1305.2	1928.6	2109.4
77.5°	68.2	69.2	71.1	85.0	99.8	117.6	167.0	352.7	920.8	1474.1	1569.0
80°	65.2	65.2	60.3	70.1	82.0	91.9	111.6	202.5	590.8	994.0	1070.0
82.5°	46.4	45.4	41.5	43.5	50.4	50.4	57.3	84.0	226.3	419.9	455.5
85°	3.0	3.0	4.9	5.9	8.9	11.9	14.8	19.8	57.3	78.1	81.0
87.5°	1.0	1.0	1.0	1.0	1.0	2.0	2.0	2.0	3.0	4.0	4.0
90°	0.0	0.0	0.0	0.0	0.0	0.0	0.0	0.0	0.0	0.0	0.0



REPORT NUMBER: P868781

CATALOG NUMBER: EMM2-HSN-SA1A-740-U-T1

CANDELA DISTRIBUTION (continued):

	90°	95°	105°	115°	125°	135°	145°	155°	165°	175°	180°
0°	1253.8	1253.8	1253.8	1253.8	1253.8	1253.8	1253.8	1253.8	1253.8	1253.8	1253.8
2.5°	1252.8	1253.8	1253.8	1255.8	1257.8	1256.8	1255.8	1257.8	1254.8	1248.9	1247.9
5°	1256.8	1256.8	1255.8	1257.8	1259.7	1257.8	1255.8	1255.8	1253.8	1247.9	1246.9
7.5°	1264.7	1263.7	1263.7	1263.7	1263.7	1260.7	1257.8	1255.8	1252.8	1246.9	1243.9
10°	1275.5	1274.5	1273.6	1272.6	1267.6	1264.7	1259.7	1256.8	1252.8	1245.9	1243.9
12.5°	1287.4	1285.4	1283.4	1284.4	1274.5	1265.7	1260.7	1253.8	1250.8	1235.0	1232.1
15°	1299.2	1296.3	1295.3	1291.3	1281.5	1268.6	1258.7	1248.9	1239.0	1224.2	1219.2
17.5°	1315.1	1313.1	1307.2	1303.2	1289.4	1271.6	1256.8	1242.9	1230.1	1212.3	1209.3
20°	1333.8	1331.9	1325.9	1318.0	1300.2	1278.5	1257.8	1236.0	1220.2	1199.5	1194.5
22.5°	1354.6	1351.6	1346.7	1337.8	1315.1	1289.4	1260.7	1232.1	1208.4	1184.6	1181.7
25°	1376.3	1374.3	1369.4	1356.6	1331.9	1300.2	1260.7	1218.2	1188.6	1167.8	1158.9
27.5°	1397.1	1396.1	1390.1	1375.3	1349.6	1308.1	1251.8	1195.5	1156.0	1128.3	1122.4
30°	1423.7	1421.8	1414.8	1398.1	1369.4	1313.1	1234.0	1157.0	1107.6	1076.9	1068.1
32.5°	1456.3	1454.4	1444.5	1423.7	1393.1	1314.1	1208.4	1107.6	1042.4	1009.8	998.9
35°	1499.8	1495.9	1483.0	1458.3	1415.8	1304.2	1162.9	1044.3	964.3	921.8	907.0
37.5°	1547.2	1542.3	1525.5	1494.9	1431.6	1277.5	1098.7	959.4	868.5	818.1	807.2
40°	1605.5	1598.6	1572.9	1530.4	1437.6	1231.1	1026.6	872.4	775.6	720.3	707.4
42.5°	1678.6	1666.8	1625.3	1570.0	1425.7	1167.8	940.6	782.5	671.9	620.5	617.5
45°	1766.6	1747.8	1685.6	1608.5	1400.0	1088.8	849.7	681.7	576.0	525.6	512.8
47.5°	1870.3	1847.6	1755.7	1638.1	1349.6	1007.8	751.9	583.9	487.1	435.7	425.8
50°	1984.9	1963.2	1829.8	1654.9	1295.3	912.9	656.0	497.0	400.1	357.7	357.7
52.5°	2124.2	2074.8	1901.0	1656.9	1212.3	808.2	564.2	412.0	335.9	298.4	290.5
55°	2272.5	2214.2	1965.2	1639.1	1126.3	712.4	465.4	342.8	275.7	249.0	242.1
57.5°	2437.5	2348.5	2011.6	1603.6	1017.7	607.6	388.3	282.6	232.2	210.4	207.5
60°	2603.4	2488.8	2039.3	1543.3	902.1	510.8	323.1	236.1	199.6	183.8	180.8
62.5°	2757.6	2603.4	2041.3	1455.4	789.4	425.8	264.8	203.5	176.9	165.0	165.0
65°	2891.0	2699.3	2007.7	1342.7	646.2	341.9	218.4	171.9	154.1	141.3	138.3
67.5°	2956.2	2735.8	1948.4	1188.6	517.7	270.7	183.8	149.2	132.4	112.6	110.7
70°	2864.3	2630.1	1796.2	991.0	400.1	215.4	153.1	127.5	110.7	93.9	91.9
72.5°	2570.8	2348.5	1550.2	767.7	301.3	173.9	127.5	108.7	90.9	82.0	80.0
75°	2103.5	1953.3	1225.1	528.6	210.4	136.3	106.7	91.9	77.1	73.1	72.1
77.5°	1596.6	1452.4	895.1	331.0	144.3	106.7	90.9	78.1	67.2	70.1	68.2
80°	1066.1	999.9	594.8	187.7	96.8	78.1	69.2	57.3	51.4	59.3	57.3
82.5°	484.1	458.4	279.6	82.0	43.5	33.6	23.7	17.8	13.8	12.8	14.8
85°	81.0	71.1	19.8	8.9	4.9	3.0	2.0	2.0	1.0	1.0	1.0
87.5°	4.0	3.0	3.0	2.0	1.0	1.0	1.0	1.0	1.0	0.0	0.0
90°	0.0	0.0	0.0	0.0	0.0	0.0	0.0	0.0	0.0	0.0	0.0

LM-79-2019: Approved Method: Electrical and Photometric Measurements of Solid-
State Lighting Products

Report Prepared for

Cooper Lighting Solutions

Streetworks

Report Number: SP1-2407-157-5

Test Date: 08/07/2024

Luminaire Tested: MEM2-HTN-SA-40-740-U-5WQ-2

Data in this report applies to families of products including MEM2-HTN-SA-40-740-U-5WQ-2

Test Information

Test Method: LM-79-2019
 Report Number: SP1-2407-157-5
 Test Lab: COOPER LIGHTING SOLUTIONS
 Photometer: SP1 - 76IN SPHERE
 Measurement Geometry: 4π
 Issue Date: 08/20/2024
 Manufacturer: COOPER LIGHTING SOLUTIONS
 Product Line: Streetworks
 Catalog Number: **MEM2-HTN-SA-40-740-U-5WQ-2**
 Description: Epic Modern Light Square 40W 5WQ Optic and Flare Trim

Spectral Parameters

CCT (K): 3915
 CIE u': 0.2262
 CIE v': 0.5044
 Duv: 0.0010
 CIE x: 0.3850
 CIE y: 0.3816
 CIE z: 0.2334
 Peak Wavelength (nm): 449
 Dominant Wavelength (nm): 578
 Purity: 30.05482
 R_f: 73.2
 R_g: 93.9

CRI (Ra):	71.0		
R1:	67.6	R9:	-38.4
R2:	78.3	R10:	48.9
R3:	87.1	R11:	65.3
R4:	69.7	R12:	40.4
R5:	67.4	R13:	69.3
R6:	69.3	R14:	92.6
R7:	79.7	R15:	59.9
R8:	48.7		



Test Conditions

Stabilization Time: 21M
 Operation Time: 1H 21M
 Sphere Temperature (°C): 24.2

REPORT NUMBER: SP1-2407-157-5

Measurement and Test Equipment			
Instrument	Identification Number	Calibration Date	Calibration Due Date
Photometer	IN0058	6/18/2024	12/18/2024
Power Meter	INXT2011004	2/8/2024	2/8/2025
AC Power Source	IN0063	10/24/2023	10/24/2024
DC Power Source	IN0208	10/24/2023	10/24/2024
Sphere Thermometer	IN0085	10/24/2023	10/24/2024
Room Thermometer	IN0046	10/24/2023	10/24/2024

REPORT NUMBER: SP1-2407-157-5

CIE 1931 Chromaticity Diagram



CIE 1931 Chromaticity Diagram with 2017 ANSI 7-Step and 4-Step Quadrangles



Point lies inside the ANSI 4000K 4-step quadrangle

REPORT NUMBER: SP1-2407-157-5

Photopic Flux vs. Wavelength



Photopic Lumens: NR

λ (nm)	Power W [^] /nm	Lumens (φ/nm)	λ (nm)	Power W [^] /nm	Lumens (φ/nm)	λ (nm)	Power W [^] /nm	Lumens (φ/nm)	λ (nm)	Power W [^] /nm	Lumens (φ/nm)	λ (nm)	Power W [^] /nm	Lumens (φ/nm)
360	0	NR	490	112	NR	620	618	NR	750	15	NR	880	0	NR
365	0	NR	495	153	NR	625	563	NR	755	13	NR	885	0	NR
370	0	NR	500	216	NR	630	510	NR	760	11	NR	890	0	NR
375	0	NR	505	291	NR	635	456	NR	765	9	NR	895	0	NR
380	0	NR	510	366	NR	640	407	NR	770	8	NR	900	0	NR
385	0	NR	515	436	NR	645	359	NR	775	7	NR	905	0	NR
390	0	NR	520	492	NR	650	316	NR	780	6	NR	910	0	NR
395	2	NR	525	536	NR	655	277	NR	785	5	NR	915	0	NR
400	4	NR	530	567	NR	660	240	NR	790	4	NR	920	0	NR
405	7	NR	535	596	NR	665	208	NR	795	4	NR	925	0	NR
410	12	NR	540	619	NR	670	179	NR	800	3	NR	930	0	NR
415	25	NR	545	644	NR	675	154	NR	805	3	NR	935	0	NR
420	51	NR	550	671	NR	680	133	NR	810	3	NR	940	0	NR
425	100	NR	555	701	NR	685	114	NR	815	2	NR	945	0	NR
430	180	NR	560	735	NR	690	98	NR	820	2	NR	950	0	NR
435	315	NR	565	768	NR	695	83	NR	825	2	NR	955	0	NR
440	514	NR	570	798	NR	700	71	NR	830	1	NR	960	0	NR
445	828	NR	575	825	NR	705	61	NR	835	1	NR	965	0	NR
450	992	NR	580	843	NR	710	52	NR	840	1	NR	970	0	NR
455	652	NR	585	848	NR	715	44	NR	845	1	NR	975	0	NR
460	382	NR	590	844	NR	720	38	NR	850	1	NR	980	0	NR
465	282	NR	595	826	NR	725	32	NR	855	1	NR	985	0	NR
470	180	NR	600	800	NR	730	28	NR	860	1	NR	990	0	NR
475	119	NR	605	762	NR	735	24	NR	865	1	NR	995	0	NR
480	101	NR	610	719	NR	740	20	NR	870	1	NR	1000	0	NR
485	98	NR	615	669	NR	745	17	NR	875	0	NR			

REPORT NUMBER: SP1-2407-157-5

Scotopic Flux vs. Wavelength



Scotopic Lumens: NR

S/P: 1.49

λ (nm)	Power W [^] /nm	Lumens (φ/nm)	λ (nm)	Power W [^] /nm	Lumens (φ/nm)	λ (nm)	Power W [^] /nm	Lumens (φ/nm)	λ (nm)	Power W [^] /nm	Lumens (φ/nm)	λ (nm)	Power W [^] /nm	Lumens (φ/nm)
360	0	NR	490	112	NR	620	618	NR	750	15	NR	880	0	NR
365	0	NR	495	153	NR	625	563	NR	755	13	NR	885	0	NR
370	0	NR	500	216	NR	630	510	NR	760	11	NR	890	0	NR
375	0	NR	505	291	NR	635	456	NR	765	9	NR	895	0	NR
380	0	NR	510	366	NR	640	407	NR	770	8	NR	900	0	NR
385	0	NR	515	436	NR	645	359	NR	775	7	NR	905	0	NR
390	0	NR	520	492	NR	650	316	NR	780	6	NR	910	0	NR
395	2	NR	525	536	NR	655	277	NR	785	5	NR	915	0	NR
400	4	NR	530	567	NR	660	240	NR	790	4	NR	920	0	NR
405	7	NR	535	596	NR	665	208	NR	795	4	NR	925	0	NR
410	12	NR	540	619	NR	670	179	NR	800	3	NR	930	0	NR
415	25	NR	545	644	NR	675	154	NR	805	3	NR	935	0	NR
420	51	NR	550	671	NR	680	133	NR	810	3	NR	940	0	NR
425	100	NR	555	701	NR	685	114	NR	815	2	NR	945	0	NR
430	180	NR	560	735	NR	690	98	NR	820	2	NR	950	0	NR
435	315	NR	565	768	NR	695	83	NR	825	2	NR	955	0	NR
440	514	NR	570	798	NR	700	71	NR	830	1	NR	960	0	NR
445	828	NR	575	825	NR	705	61	NR	835	1	NR	965	0	NR
450	992	NR	580	843	NR	710	52	NR	840	1	NR	970	0	NR
455	652	NR	585	848	NR	715	44	NR	845	1	NR	975	0	NR
460	382	NR	590	844	NR	720	38	NR	850	1	NR	980	0	NR
465	282	NR	595	826	NR	725	32	NR	855	1	NR	985	0	NR
470	180	NR	600	800	NR	730	28	NR	860	1	NR	990	0	NR
475	119	NR	605	762	NR	735	24	NR	865	1	NR	995	0	NR
480	101	NR	610	719	NR	740	20	NR	870	1	NR	1000	0	NR
485	98	NR	615	669	NR	745	17	NR	875	0	NR			

REPORT NUMBER: SP1-2407-157-5

Melanopic Flux vs. Wavelength



Melanopic Lumens: NR

M/P: 2.88

λ (nm)	Power W [^] /nm	Lumens (φ/nm)	λ (nm)	Power W [^] /nm	Lumens (φ/nm)	λ (nm)	Power W [^] /nm	Lumens (φ/nm)	λ (nm)	Power W [^] /nm	Lumens (φ/nm)	λ (nm)	Power W [^] /nm	Lumens (φ/nm)
360	0	NR	490	112	NR	620	618	NR	750	15	NR	880	0	NR
365	0	NR	495	153	NR	625	563	NR	755	13	NR	885	0	NR
370	0	NR	500	216	NR	630	510	NR	760	11	NR	890	0	NR
375	0	NR	505	291	NR	635	456	NR	765	9	NR	895	0	NR
380	0	NR	510	366	NR	640	407	NR	770	8	NR	900	0	NR
385	0	NR	515	436	NR	645	359	NR	775	7	NR	905	0	NR
390	0	NR	520	492	NR	650	316	NR	780	6	NR	910	0	NR
395	2	NR	525	536	NR	655	277	NR	785	5	NR	915	0	NR
400	4	NR	530	567	NR	660	240	NR	790	4	NR	920	0	NR
405	7	NR	535	596	NR	665	208	NR	795	4	NR	925	0	NR
410	12	NR	540	619	NR	670	179	NR	800	3	NR	930	0	NR
415	25	NR	545	644	NR	675	154	NR	805	3	NR	935	0	NR
420	51	NR	550	671	NR	680	133	NR	810	3	NR	940	0	NR
425	100	NR	555	701	NR	685	114	NR	815	2	NR	945	0	NR
430	180	NR	560	735	NR	690	98	NR	820	2	NR	950	0	NR
435	315	NR	565	768	NR	695	83	NR	825	2	NR	955	0	NR
440	514	NR	570	798	NR	700	71	NR	830	1	NR	960	0	NR
445	828	NR	575	825	NR	705	61	NR	835	1	NR	965	0	NR
450	992	NR	580	843	NR	710	52	NR	840	1	NR	970	0	NR
455	652	NR	585	848	NR	715	44	NR	845	1	NR	975	0	NR
460	382	NR	590	844	NR	720	38	NR	850	1	NR	980	0	NR
465	282	NR	595	826	NR	725	32	NR	855	1	NR	985	0	NR
470	180	NR	600	800	NR	730	28	NR	860	1	NR	990	0	NR
475	119	NR	605	762	NR	735	24	NR	865	1	NR	995	0	NR
480	101	NR	610	719	NR	740	20	NR	870	1	NR	1000	0	NR
485	98	NR	615	669	NR	745	17	NR	875	0	NR			

Summary

$R_f = 73.2$
 $R_g = 93.9$
 $CIE R_a = 71.0$
 $R_g = -38.4$



Color Vector Graphics



Individual Sample Fidelity Index ($R_{f,i}$)

CES01 = 85	CES26 = 61	CES51 = 88	CES76 = 50
CES02 = 61	CES27 = 88	CES52 = 87	CES77 = 69
CES03 = 30	CES28 = 81	CES53 = 77	CES78 = 53
CES04 = 70	CES29 = 65	CES54 = 84	CES79 = 81
CES05 = 47	CES30 = 81	CES55 = 83	CES80 = 78
CES06 = 50	CES31 = 69	CES56 = 73	CES81 = 77
CES07 = 40	CES32 = 60	CES57 = 72	CES82 = 91
CES08 = 39	CES33 = 76	CES58 = 73	CES83 = 89
CES09 = 29	CES34 = 70	CES59 = 85	CES84 = 86
CES10 = 74	CES35 = 83	CES60 = 89	CES85 = 77
CES11 = 57	CES36 = 91	CES61 = 81	CES86 = 71
CES12 = 63	CES37 = 79	CES62 = 85	CES87 = 76
CES13 = 42	CES38 = 92	CES63 = 72	CES88 = 80
CES14 = 74	CES39 = 96	CES64 = 64	CES89 = 70
CES15 = 71	CES40 = 91	CES65 = 61	CES90 = 79
CES16 = 46	CES41 = 93	CES66 = 57	CES91 = 74
CES17 = 49	CES42 = 80	CES67 = 54	CES92 = 57
CES18 = 56	CES43 = 76	CES68 = 63	CES93 = 74
CES19 = 72	CES44 = 99	CES69 = 73	CES94 = 51
CES20 = 65	CES45 = 85	CES70 = 55	CES95 = 65
CES21 = 86	CES46 = 82	CES71 = 48	CES96 = 76
CES22 = 78	CES47 = 86	CES72 = 83	CES97 = 84
CES23 = 92	CES48 = 77	CES73 = 45	CES98 = 75
CES24 = 91	CES49 = 80	CES74 = 93	CES99 = 62
CES25 = 72	CES50 = 88	CES75 = 51	



Color Rendition by Hue-Angle Bin



Measure Comparisons



(END OF REPORT)